

Date: August 7, 2013

To,
The Listing Compliance Department,
BSE Limited,
P. J. Tower, Dalal Street,
Mumbai – 400 001

To,
The Listing Compliance Department,
National Stock Exchange of India Limited,
Exchange Plaza, BandraKurla Complex,
Bandra (East), Mumbai - 400051

Ref.: PC Jeweller Limited (Scrip Code: 534809, Symbol: PCJEWELLER)

Sub.: Unaudited Standalone Financial Results for the Quarter ended June 30, 2013

Dear Sir/Madam,

Pursuant to Clause 41 of the Listing Agreement with stock exchanges, please find enclosed herewith unaudited standalone Financial Results of the Company alongwith the Auditors' Limited Review Report thereon, for the quarter ended June 30, 2013.

Kindly take the same on record.

Thanking you,

Yours faithfully,
For **PC Jeweller Limited**,



(VIJAY PANWAR)
Company Secretary

Encl.: As above

PC Jeweller Limited

Corporate Office : C - 54, IIInd Floor, Vikas Marg, Preet Vihar, Delhi - 110 092 Ph. : 011 - 49714971 Fax : 011 49714972

Regd. & Head Off. : 24/2708, Bank Street, Karol Bagh, New Delhi - 110 005, INDIA

OTHER SHOWROOMS : NEW DELHI: Karol Bagh • Pitampura • Kingsway Camp • Rajouri Garden • South Extn., Part-I • GK-I • UTTAR PRADESH: Ghaziabad • Indirapuram • Noida • Lucknow • Kanpur •
HARYANA: Gurgaon • Faridabad • Rohtak • Panchkula • CHANDIGARH • UTTARAKHAND: Dehradun • Haridwar • MADHYA PRADESH: Bhopal • Indore • CHHATTISGARH: Raipur • Bilaspur •
RAJASTHAN: Jodhpur • Bhilwara • Pali • Beawar • Ajmer • PUNJAB: Ludhiana • Amritsar
info@pcjeweller.com • www.pcjeweller.com


Review Report

To the Board of Directors of PC Jeweller Limited

1. We have reviewed the accompanying statement of unaudited financial results ("the Statement") of PC Jeweller Limited ("the Company") for the quarter ended 30 June 2013, except for the disclosures regarding 'Public Shareholding' and 'Promoter and Promoter Group Shareholding' which have been traced from disclosures made by the management and have not been audited by us. This Statement is the responsibility of the Company's Management and has been approved by the Board of Directors. Our responsibility is to issue a report on the Statement based on our review.
2. We conducted our review in accordance with the Standard on Review Engagements (SRE) 2410, Review of Interim Financial Information Performed by the Independent Auditor of the Entity, issued by the Institute of Chartered Accountants of India. This standard requires that we plan and perform the review to obtain moderate assurance as to whether the Statement is free of material misstatement. A review is limited primarily to inquiries of company personnel and analytical procedures, applied to financial data and thus provides less assurance than an audit. We have not performed an audit and accordingly, we do not express an audit opinion.
3. Based on our review conducted as above, nothing has come to our attention that causes us to believe that the accompanying Statement prepared in accordance with applicable accounting standards, as notified under the Companies (Accounting Standards) Rules, 2006 (as amended) and other recognised accounting practices and policies has not disclosed the information required to be disclosed in terms of Clause 41 of the Listing Agreement, including the manner in which it is to be disclosed, or that it contains any material misstatement.

Walker, Chandok & Co
For Walker, Chandok & Co
Chartered Accountants
Firm Registration No. 001076N


David Jones
per David Jones
Partner
Membership No. 98113



Place: New Delhi
Date: 7 August 2013

For Sharad Jain Associates
Chartered Accountants
Firm Registration No. 015201N

Sharad Jain
per Sharad Jain
Partner
Membership No. 83837



Place: New Delhi
Date: 7 August 2013

PC JEWELLER LIMITED

Regd. Office: 24/2708, Bank Street, Karol Bagh, New Delhi - 110005

Unaudited Standalone Financial Results for the quarter ended 30 June 2013

PART I

Rs. in lacs

S.No.	Particulars	Quarter ended		Year ended
		30 June 2013	31 March 2013	31 March 2013
		(Unaudited)	(Audited)	(Audited)
1	Income from operations			
(a)	Net sales / income from operations	137,900.11	114,418.65	401,841.94
(b)	Other operating income	-	-	-
	Total income from operations	137,900.11	114,418.65	401,841.94
2	Expenses			
(a)	Cost of materials consumed	138,504.01	112,043.15	393,477.42
(b)	Purchase of traded goods	26.29	98.36	194.58
(c)	Changes in inventories of finished goods and work-in-progress	(25,777.32)	(15,560.24)	(57,444.35)
(d)	Employee benefit expenses	1,006.46	987.68	3,530.46
(e)	Depreciation and amortisation expense	287.43	265.41	998.85
(f)	Other expenses	8,626.57	3,624.79	13,905.80
	Total expenses	122,673.44	101,459.15	354,662.76
3	Profit from operations before other income, finance cost and exceptional items (1-2)	15,226.67	12,959.50	47,179.18
4	Other income	1,443.37	1,258.08	2,020.66
5	Profit from ordinary activities before finance costs and exceptional items (3+4)	16,670.04	14,217.58	49,199.84
6	Finance costs	5,131.69	3,905.22	12,746.55
7	Profit from ordinary activities after finance costs but before exceptional items (5-6)	11,538.35	10,312.36	36,453.29
8	Exceptional items	-	-	-
9	Profit from ordinary activities before tax (7+8)	11,538.35	10,312.36	36,453.29
10	Tax expense	2,542.94	2,066.77	7,387.14
11	Net profit from ordinary activities after tax (9-10)	8,995.41	8,245.59	29,066.16
12	Extraordinary items (net of tax expense)	-	-	-
13	Net profit for the period	8,995.41	8,245.59	29,066.16
14	Paid-up equity share capital (Face value of the share - Rs 10 each)	17,910.00	17,910.00	17,910.00
15	Reserve excluding revaluation reserve as per balance sheet of previous accounting year	-	-	120,970.60
16	Earnings per share (EPS)			
		Not annualised	Not annualised	
(a)	Basic EPS (before and after extraordinary items) - Rs.	5.02	4.60	19.86
(b)	Diluted EPS (before and after extraordinary items) - Rs.	5.02	4.60	19.86

PART II

Select information for the quarter 30 June 2013

S.No.	Particulars	Quarter ended		Year ended
		30 June 2013	31 March 2013	31 March 2013
		(Unaudited)	(Audited)	(Audited)
A	PARTICULARS OF SHAREHOLDING			
1	Public shareholding			
-	Number of shares	53,695,500	53,695,500	53,695,500
-	Percentage of shareholding	29.98	29.98	29.98
2	Promoters and promoter group shareholding			
a)	Pledged / encumbered			
-	Number of shares	-	-	-
-	Percentage of shares (as a % of the total shareholding of the promoter and promoter group)	-	-	-
-	Percentage of shares (as a % of the total share capital of the Company)	-	-	-
b)	Non-encumbered			
-	Number of shares	125,404,500	125,404,500	125,404,500
-	Percentage of shares (as a % of the total shareholding of the promoter and promoter group)	100.00	100.00	100.00
-	Percentage of shares (as a % of the total share capital of the Company)	70.02	70.02	70.02



**SIGNED FOR
IDENTIFICATION
PURPOSE**

PC JEWELLER LTD

Director

Pending at the beginning of the quarter	Nil
Received during the quarter	85
Disposed off during the quarter	85
Remaining unresolved at the end of the quarter	Nil

Notes :

- The above quarterly financial results have been reviewed by the Audit Committee and approved by the Board of Directors at their respective meetings held on 7 August 2013 and have been undergone 'Limited Review' by the Statutory Auditors of the Company.
- The Company is engaged in the business of manufacture and sale of gold jewellery, diamond studded jewellery and silver articles of various designs/ specifications. The Company's manufacturing facilities are located in India. The risks and returns of the Company are affected predominantly by the fact that it operates in different geographical areas i.e. within and outside India represented by domestic and exports respectively and accordingly geographical segment have been considered as the primary segment information as required by accounting standard ('AS') 17, 'Segment Reporting', notified under the Companies Act, 1956. Further, there is no business segment to be reported under secondary segment information.

Segment results for the quarter ended 30 June 2013

Particulars	Quarter ended		Rs. in lacs
	30 June 2013	31 March 2013	Year ended
	(Unaudited)	(Audited)	31 March 2013 (Audited)
Segment revenue			
Net sales/income from the segment			
(a) Exports	20,097.56	25,936.51	103,077.12
(b) Domestic	117,802.55	88,482.14	298,764.81
	137,900.11	114,418.65	401,841.93
Segment results			
Profit before tax and interest from each segment			
(a) Exports	3,110.00	2,934.82	14,445.88
(b) Domestic	13,924.88	11,418.57	35,233.93
Total	17,034.88	14,353.39	49,679.81
Less:			
(i) Finance cost	5,131.69	3,961.34	12,746.55
(ii) Unallocated expenses	364.84	79.69	479.97
(iii) Tax expense	2,542.94	2,066.77	7,387.14
Net profit as per Statement of Profit and Loss	8,995.41	8,245.59	29,066.16
Capital employed			
(Segment assets less segment liabilities)			
(a) Exports	2,352.20	10,631.22	10,631.22
(b) Domestic	149,519.84	133,343.42	133,343.42
(c) Unallocated	(1,900.62)	(5,094.03)	(5,094.03)
Total	149,971.42	138,880.61	138,880.61


- During the previous year ended 31 March 2013, the Company had made an Initial Public Offer (IPO) and allotted 45,133,500 equity shares of face value Rs. 10. Out of these, 15,988,722 equity shares of face value Rs. 10 at a premium of Rs. 120 per equity share were allotted to retail investors and eligible employees of the Company and the balance equity shares of face value Rs. 10 at a premium of Rs. 125 per equity share were allotted to qualified institutional buyers and non-institutional investors. The Company's shares have been listed on BSE Limited and National Stock Exchange of India Limited (NSE) on 27 December 2012.
- Pursuant to the provisions of Clause 43 of the listing Agreement with the exchanges, the utilization of the net proceeds is as follows:

Particulars	Rs. in lacs		
	Utilization planned as per prospectus	Utilization of IPO proceeds as on 30 June 2013	Balance amount to be utilized as on 30 June 2013
To finance the establishment of new showrooms	51,685.00	7,993.13	43,691.87
General corporate purposes	4,643.70	-	4,643.70
Share issue expenses	3,800.00	3,800.00	-

Interim utilization of IPO proceeds up to 30 June 2013

Particulars	Rs. in lacs
	Amount
Balance utilised amount temporarily invested in:	
Mutual funds	32,620.75
Fixed deposits	8,300.00
Balance in bank accounts	7,414.81



For PC JEWELLER LTD
SIGNED FOR
IDENTIFICATION
PURPOSE

Director

- 5 The weighted average number of equity shares outstanding during the period has been considered for calculating the Basic and Diluted Earning Per Share (not annualised) in accordance with the notified AS - 20, 'Earnings per share'.
- 6 Post the shares of the Company being listed, the Company has been filing and publishing its quarterly financial results in compliance with clause 41 of the Listing Agreement. Therefore, publishing the corresponding figures for the quarter ended 30 June 2012 are not applicable as the Company was not listed during the said period.
- 7 Other expenses, inter alia, includes prior period rent amounting to Rs. 772.70 lacs and its corresponding prior period impact on deferred tax asset amounting to Rs. 262.64 lacs
- 8 The figures of the previous year/quarter have been regrouped or rearranged, wherever necessary, to correspond with the figures of the current period.

For PC JEWELLER LTD

For and on behalf of the Board


Director

Balram Garg
Managing Director

Place : New Delhi

Date : 7 August 2013



**SIGNED FOR
IDENTIFICATION
PURPOSES**